


**UNIVERSITY OF AGRICULTURAL SCIENCES, BENGALURU &
INDIA METEOROLOGICAL DEPARTMENT**



**GRAMIN KRISHI MAUSAM SEWA AMFU,
AICRP- Agrometeorology, UAS,GKVK
Bengaluru – 560 065**



Date: 05-05-2026

AGRO-ADVISORY BULLETIN FOR CHIKKABALLAPURA DISTRICT

Issued jointly by UAS, Bangalore & Indian Meteorological Department

Past Weather Data (01-05-2026 to 05-05-2026)

Parameter	01.05.2026	02.05.2026	03.05.2026	04.05.2026	05.05.2026
Rainfall (mm)	10.2	0	0	0	0
Max. Temp. (°C)	34.2	34.4	35.4	36.2	34
Min. Temp. (°C)	19.4	22.2	23.6	20.6	22
Sky condition (Octas)	6	6	6	6	6
Relative humidity (%) 0830 hours	57	72	61	65	50
Relative humidity (%) 1730 hours	40	48	45	45	44
Wind Speed (km/h)	2	2	2	2	2
Wind Direction	230	320	320	320	320



Weather forecast for the next five days (From 06-05-2026 to 10-05-2026)

Parameter	06.05.2026	07.05.2026	08.05.2026	09.05.2026	10.05.2026
Rainfall (mm)	2	1	2	3	3
Max. Temp. (°C)	34	34	35	34	34
Min. Temp. (°C)	22	22	23	22	22
Sky condition (Octas)	5	5	5	4	4
Relative humidity (%) 0830 hours	75	74	73	74	75
Relative humidity (%) 1730 hours	42	41	40	42	41
Wind Speed (kmph)	8	4	6	6	6
Wind Direction	233	245	252	254	241

Forecast Summary


As forecast received from IMD, clear sky with **Light rainfall with gusty wind expected during 06-05-2026 to 10-06-2026** in Chikkaballapura District. The day temperature is expected to be 34.0-35.0°C and night temperature is expected to be 22.0-23.0°C. The relative humidity in the morning hours is expected to be 73-75 % and afternoon relative humidity is expected to be in the range of 40-42%, Wind speed is expected to be 4-8 km/hr.

SMS Advisory

Due to increase in temperature day by day promotes fruit drop is observed in mango orchard. Provide one or two irrigations at marble, fruit development and maturity stage of crop



Recommendations to the farmers: -			
Crop	Pest/Disease	Damage symptoms	Control measures
General Advisory:			
Field Crops			
<ol style="list-style-type: none"> Summer Ploughing: Perform deep ploughing immediately after the previous harvest to expose the soil to the sun. This kills hibernating pests, pathogens, and weed seeds. Soil Testing: Collect soil samples before applying any amendments. This ensures precise nutrient application In-situ Moisture Conservation: Repair and strengthen field bunds to prevent runoff and ensure every drop of early monsoon rain is retained in the soil. 			
Vegetables & Horticulture			
<ol style="list-style-type: none"> Watch for fruit borer and shoot borer in fruit development and maturity stage. Spray the chemicals early morning and late evening for better pest and disease control. 			



Crop	Stage	Pest & Diseases	Weather-Based Agromet Advisory
Pre Kharif land preparation			Apply well-decomposed Farmyard Manure (FYM) or compost at 10–12 tons/ha at least 15–20 days before sowing to improve soil structure and water-holding capacity. Tank Silt: Application of tank silt @ 20-25 tonne/acre of land to improve water holding capacity of soil. Green Manuring: If early showers occur, sow green manure crops like Sunnhemp or Dhaincha and incorporate them into the soil after 45 days to boost nitrogen levels.
Capsicum	Flowering and Fruiting stage	Thrips & Mites	High humidity management; use overhead misters for 5-10 mins at noon to cool the canopy. Spray Spinosad @ 0.5 ml/ litre of water. or Fipronil @ 2 ml/ litre of water.
Marigold	Flowering stage	Red Spider Mites	Irrigate every 3–5 days . During peak bloom, water stress will cause the flowers to wilt and turn brown at the edges. Spray Abamectin @ 0.5ml/ litre of water or Wetable Sulphur 2g/ litre of water.
Chilli	Fruit development stage	Thrips	For thrips, use Fipronil 1 g/l of water or Neem oil 3 ml/l of water. Apply recommended dose of potash to improve fruit quality and pungency. Foliar spray of micronutrients (Zn + Boron) if deficiency symptoms appear.
Rose	Flowering stage	Aphids	Maintain regular irrigation at 4–6-day intervals. Avoid moisture stress to ensure good bud size and quality. To control of aphids in rose to spray Dimethoate 30 EC @ 1.7 ml/litre of water.
Guava	Fruit development and maturity stage	Fruit fly	Maintain regular irrigation. Adopt mulching (dry leaves/straw) to conserve soil moisture.

			Apply recommended dose of potash to improve fruit size and quality. Foliar spray of micronutrients (Zn + Boron) if deficiency symptoms appear. Fruit fly (<i>Bactrocera spp.</i>) spray entomopathogenic fungus (<i>Beauveria bassiana</i>) @ 10 g/litre water on infested fruits. Use Methyl eugenol traps (10/acre) for fruit fly.
Mango	Fruit development and maturity stage	Leaf hopper, Powdery mildew	To control of green leaf hopper in Mango spray Imidacloprid 17.8 SL @ 0.3 ml /l of water Spray NAA 20 ppm during early fruit set to reduce drop. To control of powdery mildew in Mango spray wettable sulphur @ 3 g /l of water in leaf and flower parts of affected parts. Avoid irrigation during flowering unless severe moisture stress is observed.

Livestock, Poultry, and Sericulture Advisory (Very light Rainfall & High Temperature)	
Sector	Weather-Based Advisory
Livestock	<ol style="list-style-type: none"> 1. Provide dry and clean shelter; avoid animals standing in wet areas. 2. Provide clean and cool drinking water 3–4 times/day. Ensure sufficient water availability at all times. 3. Monitor for tick and mite infestations; use approved acaricides if needed. 4. Provide balanced feed and mineral supplements. 5. Provide shade, proper ventilation, and sprinkle water on shed roof if needed during peak afternoon heat. 6. Continue vaccination and deworming schedules. Observe for signs of heat stress (panting, reduced feed intake).
Sericulture	<ol style="list-style-type: none"> 1. Chawki (early stage): Maintain temperature 26–28°C and RH 75–85%. Sprinkle water on floor to maintain humidity if required. 2. Late age larvae: Maintain temperature 24–26°C and RH 65–70%. Ensure good ventilation to prevent disease incidence. Provide fresh, tender leaves in required quantity. Avoid wilted leaves. 3. Disinfect rearing house and appliances before batch rearing. Remove bed refuse regularly
Poultry	<ol style="list-style-type: none"> 1. Ensure proper airflow in poultry sheds. Use fans if necessary. 2. Provide cool water with electrolytes during hot hours. 3. Provide electrolytes + vitamins in water for immunity. 4. Keep litter dry to prevent ammonia accumulation. 5. Maintain biosecurity measures and regular health monitoring.

Block level weather forecast (From 06-05-2026 to 10-05-2026)					
BAGEPALLI BLOCK					
Parameter	06.05.2026	07.05.2026	08.05.2026	09.05.2026	10.05.2026
Rainfall (mm)	1	3	1	0	0
Max. temp (°C)	35	35	36	36	37
Min.Temp (°C)	25	26	25	25	25
Sky condition (Octas)	4	4	4	2	3
Relative humidity (%) 0830 hours	64	66	70	73	69

Relative humidity (%) 1730 hours	27	30	27	25	25
Wind Speed (kmph)	13	10	8	4	10
Wind Direction	224	250	200	85	146

CHIKKABALLAPURA BLOCK

Parameter	06.05.2026	07.05.2026	08.05.2026	09.05.2026	10.05.2026
Rainfall (mm)	1	5	3	0	1
Max. temp (°C)	33	34	35	35	35
Min.Temp (°C)	24	24	24	24	24
Sky condition (Octas)	5	5	5	3	4
Relative humidity (%) 0830 hours	72	73	74	77	73
Relative humidity (%) 1730 hours	31	34	27	29	29
Wind Speed (kmph)	9	7	12	6	11
Wind Direction	227	246	196	142	142

CHINTAMANI BLOCK

Parameter	06.05.2026	07.05.2026	08.05.2026	09.05.2026	10.05.2026
Rainfall (mm)	1	2	5	0	0
Max. temp (°C)	35	35	35	35	36
Min.Temp (°C)	24	25	25	25	25
Sky condition (Octas)	5	3	4	0	1
Relative humidity (%) 0830 hours	66	73	77	81	75
Relative humidity (%) 1730 hours	27	24	25	27	27
Wind Speed (kmph)	7	8	21	13	12
Wind Direction	211	220	178	155	152

GAURIBIDANUR BLOCK

Parameter	06.05.2026	07.05.2026	08.05.2026	09.05.2026	10.05.2026
Rainfall (mm)	1	0	1	0	2
Max. temp (°C)	35	35	36	36	37
Min.Temp (°C)	25	26	26	26	26
Sky condition (Octas)	5	4	5	2	3
Relative humidity (%) 0830 hours	67	64	67	69	67
Relative humidity (%) 1730 hours	27	30	25	25	25
Wind Speed (kmph)	11	6	8	3	10
Wind Direction	215	252	198	174	146

GUDIBANADA BLOCK					
Parameter	06.05.2026	07.05.2026	08.05.2026	09.05.2026	10.05.2026
Rainfall (mm)	1	3	1	0	0
Max. temp (°C)	35	34	36	36	36
Min.Temp (°C)	25	26	25	25	25
Sky condition (Octas)	4	4	4	2	3
Relative humidity (%) 0830 hours	65	67	70	74	70
Relative humidity (%) 1730 hours	28	30	27	26	25
Wind Speed (kmph)	12	10	9	4	10
Wind Direction	223	253	198	100	145

SIDLAGHATTA BLOCK					
Parameter	06.05.2026	07.05.2026	08.05.2026	09.05.2026	10.05.2026
Rainfall (mm)	1	5	2	0	0
Max. temp (°C)	34	35	35	35	36
Min.Temp (°C)	24	25	25	26	25
Sky condition (Octas)	5	3	5	1	2
Relative humidity (%) 0830 hours	65	73	79	78	72
Relative humidity (%) 1730 hours	27	26	26	26	27
Wind Speed (kmph)	8	9	19	12	14
Wind Direction	221	225	182	158	147

- Download “**DAMINI**” app to get early warning on lightening and take precautions based on the alert given by the application.
- Kindly download “**MAUSAM**” APP for location specific forecast & warning & “**MEGHDOOT**” APP for Agromet advisory
- This information is available in the website: mausam.imd.gov.in

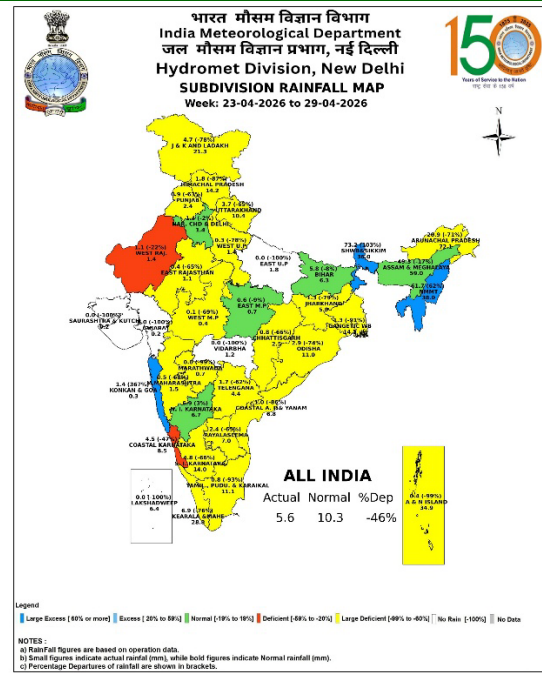
For any information farmers can contact **Dr. M. N. Thimmegowda**, Professor & Head/
Mr. L. Nagesha, Technical officer over phone No. **9741109702/ 9008454142**

**AMFU of IMD,
AICRP-AM, Bengaluru**

वास्तविक वर्षा तथा विस्तारित अवधि पूर्वानुमान
Realized Rainfall and Extended Range Forecast
 (वर्षा और तापमान)
(Rainfall and Temperature)

Realized Rainfall

(16th to 29th April 2026)

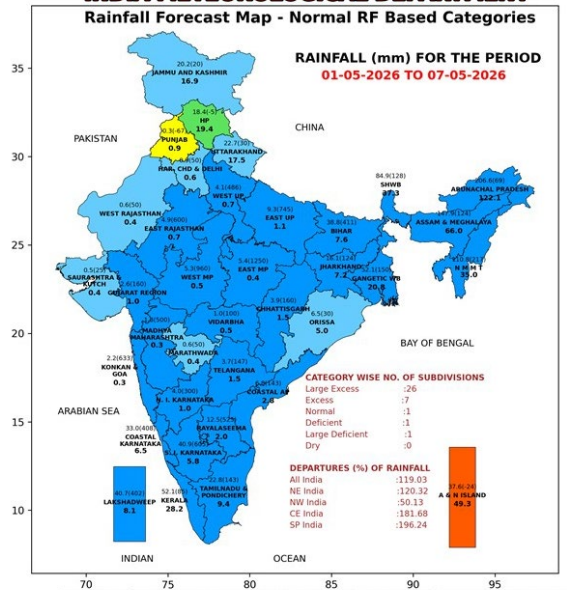


- Normal or above normal rainfall occurred in both the weeks over Sub Himalayan West Bengal & Sikkim, Assam & Meghalaya and North Interior Karnataka.
- Normal or above normal rainfall occurred in either of the two weeks over Haryana-Chandigarh-Delhi, Bihar, Nagaland-Manipur-Mizoram-Tripura (NMMT), East Madhya Pradesh, Madhya Maharashtra, Marathwada, Konkan & Goa and Coastal Karnataka.
- Below Normal rainfall / No rain occurred in both the weeks over rest of the States & UTs.

Extended Range Forecast System

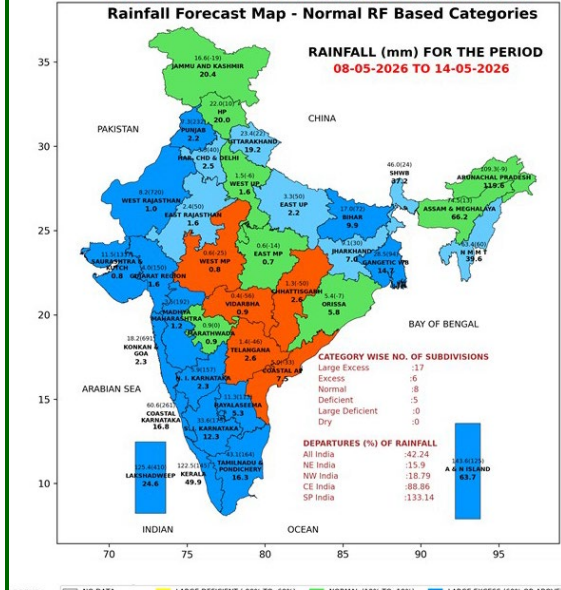
Rainfall forecast maps for the next 2 weeks (IC- 29th April, 2026) (01st to 14th, May 2026)

INDIA METEOROLOGICAL DEPARTMENT Rainfall Forecast Map - Normal RF Based Categories



LEGEND: [Color key for rainfall categories]
 NOTES: (a) Rainfall figures are based on MME forecast data. (b) Small figures indicates actual rainfall (mm), while bold figure indicates normal rainfall (mm). Percentage departures of rainfall are shown in brackets.

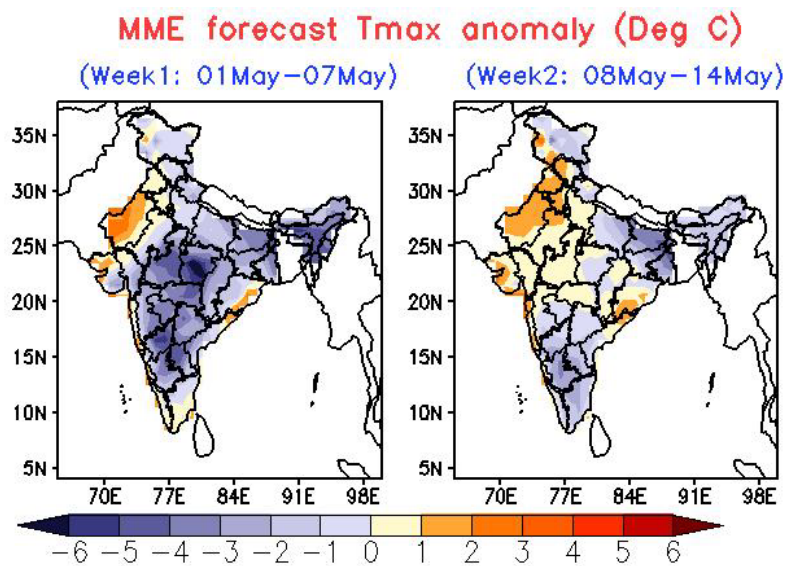
INDIA METEOROLOGICAL DEPARTMENT Rainfall Forecast Map - Normal RF Based Categories



LEGEND: [Color key for rainfall categories]
 NOTES: (a) Rainfall figures are based on MME forecast data. (b) Small figures indicates actual rainfall (mm), while bold figure indicates normal rainfall (mm). Percentage departures of rainfall are shown in brackets.

- Week 1 (01.05.2026 to 07.05.2026):** Rainfall is likely to be above normal over North East India, Bihar, West Bengal & Sikkim, East Uttar Pradesh, Kerala and South Interior Karnataka. Rainfall activity is likely over Jammu & Kashmir, Uttarakhand & Himachal Pradesh, over many parts of East India and South India and at isolated places over Madhya Pradesh, Chhattisgarh and East Rajasthan
- Week 2 (08.05.2026 to 14.05.2026):** Rainfall is likely to be above normal over Kerala, South Interior Karnataka, Coastal Karnataka, Konkan & Goa, Saurashtra-Kutch, Uttarakhand, Bihar and Gangetic West Bengal, over many parts of North East India and some parts of West Rajasthan. Rainfall activity is likely over many parts of East India, South India, Jammu & Kashmir, Himachal Pradesh, Uttarakhand and Punjab.

**Maximum and Minimum temperature anomaly ($^{\circ}\text{C}$) forecast
for the next 2 weeks (IC – 29th April, 2026)
(01st to 14th, May 2026)**



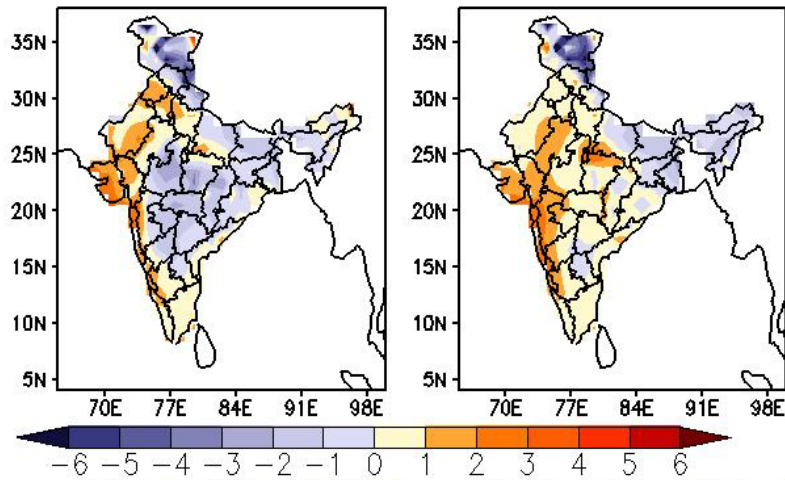
Maximum Temperature (Tmax)

- **Week 1 (01.05.2026 to 07.05.2026):** Maximum Temperature is likely to be above normal over West Rajasthan and some parts of Saurashtra-Kutch and Odisha. It is likely to be below normal over rest of the country.
- **Week 2 (08.05.2026 to 14.05.2026):** Maximum temperature is likely to be above normal over many parts of North West India, Gujarat State, West Madhya Pradesh, Vidarbha, Konkan & Goa, Chhattisgarh and Odisha.

MME forecast Tmin anomaly (Deg C)

(Week1: 01May-07May)

(Week2: 08May-14May)



Minimum Temperature (Tmin)

- **Week 1 (01.05.2026 to 07.05.2026):** Minimum Temperature is likely to be above normal over Rajasthan, Punjab, Haryana, Gujarat State, Konkan & Goa and many parts of Uttar Pradesh and South India.
- **Week 2 (08.05.2026 to 14.05.2026):** Minimum temperature is likely to be above normal over many parts of South India, North West India, Central India and West India.